



WHEN USING apartment and residential hall kitchens, please keep in mind the following safety tips so that you, and those around you, may enjoy a safer environment:

## PERSONAL PROTECTION

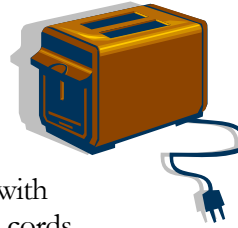
- Keep clothing and hair away from open flames and heating appliances. Avoid wearing long, billowing, or loose clothing that could come into contact with hot surfaces or flames. Long hair should be confined and tied back.
- Use oven mitts and hot pads when handling heated items.
- Keep pot handles turned in on the range top so you do not accidentally knock them off.
- Keep lids to the pots you are using handy to smother any possible flames.
- Know the location of, and how to use, the nearest fire extinguisher. Get trained in its use. Do not keep the fire extinguisher next to the stove as you may have difficulty reaching it if the stove is on fire.



## APPLIANCE SAFETY

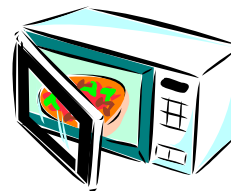
### GENERAL SAFETY

- WATCH WHAT YOU HEAT - PREVENT FIRES! Never leave cooking unattended.
- Use caution with electrical appliances. Plug one appliance into an outlet at a time. Do not use extension cords or multi-plug adaptors.
- Have appliances with frayed or cracked cords repaired before using.
- Keep stoves, ovens, microwaves, and other appliances clean and ready for use. Wipe up spills daily or after each use.
- Turn on the exhaust fan while the oven or stove is in use. If the fan is not working properly, call for repair.
- Keep hot surfaces and the area around them free of combustibles.



### MICROWAVES

- Always read and follow the manufacturers guide.



## DEALING WITH FIRES

### PAN FIRES

- Always keep a potholder, oven mitt and lid handy. If a small grease fire starts in a pan, put on an oven mitt and smother the flames by carefully sliding the lid over the pan. Sliding a lid over a burning pan is a relatively safe way to extinguish a small grease fire. Placing the lid from front to back will limit your exposure to the flames and scalding grease. With the lid covering the flames, it is easier to turn off the burner. As long as the lid stays on, the oxygen is cut off and the fire can die out naturally.
- Never pour water on a grease fire and never try to move or carry a burning pan as you can be severely burned by hot grease and can easily spread the fire.

### OVEN FIRES

- Turn off the heat and keep the door closed to prevent flames from burning you and your clothing.

### TOASTER OVEN OR MICROWAVE FIRES

- Keep the door closed and unplug the appliance if you can safely reach the receptacle.

- **Remember** to always pull the alarm to alert emergency services and the building occupants of a fire situation.




### Campus Emergency Phone Numbers

Fire.....911  
 Police.....911  
 Ambulance.....911

### USING A PORTABLE FIRE EXTINGUISHER

- If you know how to safely use a portable fire extinguisher, you may be able to put out a small, contained fire, such as a toaster oven or trash fire.
- Always pull the fire alarm before fighting the fire and make sure everyone else has left the building.
- Never allow the fire to be between you and the exit.



### BBQ'S

Please refer to the Safety Check Flier “Campfires and BBQ’s” for detailed information on the use of grills and cooking outside.



Binghamton University  
 Environmental Health and Safety  
 PO Box 6000  
 Binghamton, NY 13902  
 Phone (607) 777-2211  
 Fax (607) 777-4444

## STAY SAFE SAFETY CHECK

---

### Safe Cooking



State University of New York

ENVIRONMENTAL HEALTH AND SAFETY